

# For Fidos & Felines

## & Other Household Pets

### Summertime Pointers for Pet Owners:

- Provide plenty of water
- Clean food and water bowls regularly
- Brush or comb regularly to remove excess hair
- Limit your pet's time outside in intense heat and direct sun
- Avoid taking walks during the hottest part of the day
- Look for parasites like fleas and ticks
- Inspect for cuts/sores
- Know how to treat bee and wasp stings
- Keep garden chemicals out of reach of pets
- Do not leave pet in a car when it is hot, even with the windows open or when parking in the shade
- Use carriers or restraints when traveling

## Hot Weather Tips for Dogs & Cats

Now that beautiful weather is here, we want to spend more time outside...and so do our pets. They love to watch or chase rabbits, squirrels, birds, or anything else that moves in the yard. Here are a few things to consider concerning pet care during the summer.

### Provide some shade

If your pet is a sun worshipper, make sure there is shade available where he/she can lay during hottest part of the day. If he/she refuses to do that, consider bringing him/her inside from 11:00 am to 3:00 pm.

### Use Sun Screen

While we don't tend to think about using sun block on our pets, applying it to dogs with light, thin hair and/or pale skin will reduce the chance of sun damage that may result in cancers of the nose and ears. Make sure the sunscreen is non-toxic to dogs and, when in doubt, ask your vet.

### Heat exhaustion

Symptoms of heat exhaustion include panting excessively, drooling and

restlessness. When you see these symptoms, get your pet into a cool place immediately and have plenty of water available. If your pet collapses or falls into a coma, lower your pet's body temperature by bathing it in cool (not cold) water and wrapping a damp towel around him/her. Call your vet immediately to make sure your pet gets the medical attention he/she needs.

### Parasites

There are many preventive measures available to prevent fleas and ticks. Even if you use these measures, it is a good idea to check your pet's fur frequently for any signs of fleas or flea dirt (that black "dust" left by fleas) and treat your pet immediately.

Some pet owners believe that if their pet is an indoor pet there is no need to be concerned about parasites. That is not true. Anytime an outdoor pet comes into the house, there is a possibility that they are bringing in a parasite that could be shared with your indoor pet. So check

all pets regularly to prevent the spread of parasites.




### Good Grooming

Grooming your pet regularly is a good habit to get into year round and especially during the summer. Brushing or combing removes loose hairs and keeps coats free of tangles and mats. It also gives you the opportunity to check the coat and skin for wounds, thorns, and seeds.

### Bites & Stings

It is important to know that bee stings are acid. Treating them involves removing the stinger and bathing the area in bicarbonate of soda. Wasp stings are alkali. The stinger is not left in the skin, so you should simply bathe the area in vinegar for relief.

These few pointers will help you be prepared for those common pet problems that come with summertime and the heat and pests it brings. And being prepared means you can have a happy, fun, and healthy summer with your pets. Enjoy!



### Inside this issue:

Estate Planning	2
Pet Alert Cards	2
Pet Video	2
Retractable Leashes	3
"Miracle" Halter	3
Welcome	3
Cats & Pills	4

## For Fidos & Felines

### Estate Planning Is Not Just For People Anymore

*The Hallmark of  
True Love is  
Planning...  
Your Pet's  
Future without  
You...  
Or Your Future  
without Your Pet*

Remember the headlines when Leona Helmsley died and left a large estate to her Maltese? No doubt that led to many water cooler discussions in offices. What Leona did, albeit in an extravagant way, was to plan for the care of her beloved pet after she was gone. Do you need an estate plan for your pet? If one of these applies to you, then making plans is a good idea:

1. Your heirs are NOT the best people to provide for the care of your pets after your death. You should designate a person you trust to care for your pets.
2. You live alone. You should identify someone to retrieve your pets if something were to happen to you.
3. You are advanced in age and/or suffer from a chronic illness. Your pets may likely outlive you, so making plans for their care after you are gone is part of being a responsible pet owner.
4. Your pets have a relatively long life expectancy. The longer their life expectancy, the greater the chance your pets will outlive you. Many birds live into their 70s or 80s!
5. You have multiple pets. This creates a greater chance that at least one of your pets will outlive you. If you want your pets to stay together after you are gone, a plan is critical.
6. Your pets have special needs. These pets require special planning, particularly financial planning, to be taken care of. This is especially important in regard to exotic pets.

Call us at 816-824-4735 if you want more information on planning for your pets.

### Pet Alert Cards Available For Pet Owners

••••• Pet Alert •••••

In case of injury, illness or death, please notify the following, who will be responsible for caring for my pet(s) at home alone. # \_\_\_ Dogs # \_\_\_ Cats # \_\_\_ Other

Contact: \_\_\_\_\_

Address: \_\_\_\_\_

City: \_\_\_\_\_ State: \_\_\_\_\_ Zip: \_\_\_\_\_

Phone - Home: \_\_\_\_\_ Work: \_\_\_\_\_

My Name Is: \_\_\_\_\_

Address: \_\_\_\_\_

City: \_\_\_\_\_ State: \_\_\_\_\_ Zip: \_\_\_\_\_

Phone - Home: \_\_\_\_\_ Work: \_\_\_\_\_

— over —

Last May a couple I know left home to visit her aging Aunt. Somewhere between home and away, they had an accident that killed both of them. Who knew they had two dogs, Millie, & Emma, waiting for them at home? Who thought to go to their house amidst all the confusion to care for the pets? And what happened to the dogs, especially if no one in the family was able to adopt them?

In that situation, a Pet Alert card would have been very helpful. This card includes information about who to contact regarding pet care if something should happen to the pet owner. We have these cards available and are happy to provide them to you at no charge. Just let us know if you are interested. They can really help your pet and your family during a stressful time.



## Video Edge Pet Memorials

Memory Frame  
VIDpet Panel  
Call 816-987-2133 or visit  
[www.videoedgemissouri.com](http://www.videoedgemissouri.com)

## Remembering Your Pet

Most pet owners consider their pets to be special friends. Losing a pet is a very heartbreaking event. But you can capture the essence of your pet's personality on video or as a photo montage and play it in a Memory Frame. The Memory Frame is an interactive player that you can put anywhere in your home and set

it to play whenever you like. Celebrate your pet with a Memory Frame tribute!

For more information, visit [www.videoedgemissouri.com](http://www.videoedgemissouri.com) and click on Demos to see a sample pet memorial tribute or call us at 816-987-2133.



## Volume 1, Issue 2

### Retractable Leashes and Pet Sitters

Retractable leashes seem to be the answer to a pet-owners dreams. They have become very popular over the past few years and allow the dog to roam here and there, sniffing every piece of grass, tree trunk, and hydrant around. They are a wonderful tool if you know how to use them.

These are a few situations I have encountered that cause me to question the use of these leashes. Leash burn was my first negative experience. Once our dog spotted a rabbit and ran after it, the

leash rubbed across the back of my leg causing an extremely painful burn line. After that episode, the leash went into the drawer.

While walking two Schnauzers on retractable leashes, I found it was hard to keep them from getting tangled either one leash around the other or the leashes around the dogs. This can cause injury to the dogs when leashes wrap around the necks or legs of animals. So, those two leashes were hung back up and I bought a coupler so I could walk them together.

My most recent experience with a retractable leash was with a larger and older dog. When leaving the house, she saw another dog on the street, darted after the dog, and pulled me off the step and into a flower bed. Once she got her momentum going, nothing could stop her from her anticipated target!

Do I use retractable leashes? The answer is NO! For the sake of the health and well being of your pets and me, I walk dogs the old fashioned way, with a 6 foot leash.

### Get Credit for Spreading the Word

While we do spend a bit of our annual budget on advertising, we rely on our satisfied customers to let their friends and neighbors know about the services we provide. By referring a new client to us, you could earn **\$10** in credit toward your next pet sitting service. It is just our way of thanking you for helping us grow our business.

### “Miracle” Halter

Occasionally a product comes along that is just too good to keep to myself. I have long been in search of a tool to keep dogs from pulling me on our walks...and this includes my own dogs, too! I found such a tool, the Sporn Halter. This halter is really a collar the two straps attached that go under the front legs. The leash is attached to a ring connecting these two straps, so when the dog

starts to pull, it puts pressure under the front legs and he/she lets up.

I must admit I was a little skeptical at first, so I ordered two halters to test on my dogs. After experiencing relief on the very first walk, I was sold! I have recommended this halter to other pet owners. In fact, I ordered six more halters and have placed a second order

this week.

Not only do they work, but they are also affordable, only \$16, plus tax (if you buy them through me). They come in Small, Medium, Large, and Extra Large, based on the collar size. If you are interested in seeing one of these halters and trying it on your dog, please call Jayne, 816-529-2921, and we will set an appointment.

### Don't Expect This From Us

There is a lot of talk among the members of Pet-Sitters International, our professional organization, about whether or not it is appropriate to advertise with decals/signs on our cars. It is a great way to let the community know about our business. At the same time, it is also an advertisement to a prospective thief that you are not home.

### Welcome to New Clients and Their Furry Kids

We love meeting new people and the pet family members. During the second quarter of this year, we have added a number of new pet clients to our list. Welcome to:

Kelly (Basset), Sierra (Yellow Lab), Sadie (Collie mix), Angel (DSH Cat)

Cody (Lab mix), Layla (Wheaton mix)

Molly (Border Collie mix)

Coda (Vizsla), Jasper (mix),

Brooke (Weimeraner)

Abby, Sonic, Tux (DSH Cats)

Pepe (Chihuahua)

Dingo (Aussie), Penny (Shih Tzu), Jake (DSH cat)

Noah (Cocker Spaniel), Johan (Springer Spaniel), Solomon (White Bellied Ciauque), Sampson (Senegal Parrot), Skimmer (Eastern Painted Turtle)

Snicker & Scout (Mini Schnauzers)

Louis & Rusty (Shih Tzus)

Jasmine (DSH cat)

Bella (Himalayan), Beemer (Maine Coon mix)

Kuma (Lab mix), Kudos (Boxer mix)

Katie (Cairn), Bennett (DSH cat)

Tucker (Golden), Casey (DSH cat)

Two Flying Squirrels

We love you all!

We have made our decision with the best interests of our clients in mind. While you may see us in our Fidos & Felines shirts occasionally, you will never see us pull into a driveway with Fidos & Felines signs on our cars, advertising that our clients are away. We take our responsibility to you and your pets seriously and do not want to do anything that could potentially cause damage or loss to you, your pets, or your home.



Fidos & Felines, LLC

2829 SW Saddlewood Drive  
Lee's Summit, MO 64081

Phone: 816-824-4735  
E-mail: fidosandfelinesllc@gmail.com  
Web: www.fidosandfelinesllc.com

## The Best Place For Your Pets Is In Your Own Home

### Reserve Your Time Now

Are you planning vacation in August or a trip out of town over Labor Day? If so, please let us know as soon as possible so we can get your pets on our schedule. We want to honor the requests of our existing clients before taking on new ones, so please give us notice of those times you may need us to care for your pets.

---

## On The Lighter side: How to Give a Cat a Pill

1) Pick cat up and cradle it in the crook of your left arm as if holding a baby. Position right forefinger and thumb on either side of cat's mouth and gently apply pressure to cheeks while holding pill in right hand. As cat opens mouth, pop pill into mouth, allow cat to close mouth and swallow.  
2) Retrieve pill from floor and cat from behind sofa. Cradle cat in left arm and repeat process.  
3) Retrieve cat from bedroom and throw soggy pill away.  
4) Take new pill from foil wrap, cradle cat in left arm, holding rear paws tightly with left hand. Force jaws open and push pill to back of mouth with right forefinger. Hold mouth shut for a count of ten.  
5) Retrieve pill from goldfish bowl and cat from top of wardrobe. Call spouse from garden.

6) Kneel on floor with cat wedged firmly between knees, hold front and rear paws. Ignore low growls emitted by cat. Get spouse to hold head firmly with one hand while forcing wooden ruler into mouth. Drop pill down ruler and rub cat's throat vigorously.  
7) Retrieve cat from curtain rail, get another pill from foil wrap. Make note to buy new ruler and repair curtains. Carefully sweep shattered Dolton figures from hearth and set to one side for gluing later.  
8) Wrap cat in large towel and get spouse to lie on cat with head just visible from below armpit. Put pill in end of drinking straw, force mouth open with pencil and blow down drinking straw.  
9) Check label to make sure pills not harmful to humans, drink

glass of water to take taste away. Apply Band-Aid to spouse's forearm and remove blood from carpet with cold water and soap.  
10) Retrieve cat from neighbor's shed. Get another pill. Place cat in cupboard and close door onto neck to leave head showing. Force mouth open with dessert spoon. Flick pill down throat with elastic band.  
11) Fetch screwdriver from garage and put door back on hinges. Apply cold compress to cheek and check records for date of last tetanus jab. Throw tee shirt away and fetch new one from bedroom.  
12) Ring fire brigade to retrieve cat from tree across the road. Apologize to neighbor who crashed into fence while swerving to avoid cat. Take last pill from foil-wrap.

13) Tie cats front paws to rear paws with garden twine and bind tightly to leg of dining table, find heavy duty pruning gloves from shed, force cat's mouth open with small spanner. Push pill into mouth followed by large piece of fillet steak. Hold head vertically and pour pint of water down throat to wash pill down.  
14) Get spouse to drive you to the emergency room, sit quietly while doctor stitches fingers and forearm and removes pill remnants from right eye. Call furniture shop on way home to order new table.  
15) Leave cat at vet's for entire course of treatment.  
Good Luck!